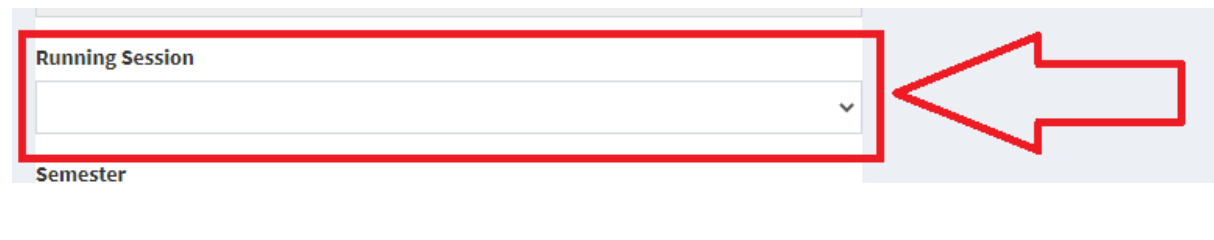


Problem Find and Solution(Subject Registration)

Problem 01: You can't find Running Session.



A screenshot of a web form. The top field is labeled 'Running Session' and contains a dropdown menu. Below it is a field labeled 'Semester'. A red rectangular box highlights the 'Running Session' field. A red arrow points from the right towards the 'Running Session' field.

Solution:

In this case, Accounts have not yet confirmed your payment. Inform accounts department.

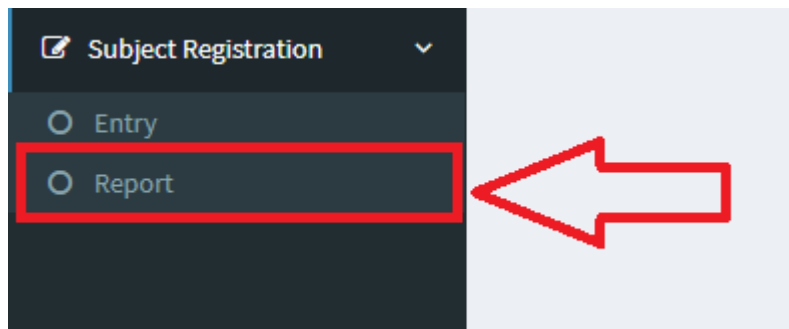
Problem 02: You can't find subject list.



A screenshot of a web interface. At the top, there is a blue button labeled 'Show Subject'. A red rectangular box highlights this button, and a red arrow points from the right towards it. Below the button, there is a large light gray area with the word 'Blank' written in red. A red rectangular box highlights the 'Blank' text.

Solution 01:

At first check your "Subject Registration" report.

Step 01	 <p>A screenshot of a dropdown menu. The menu is open, showing three options: 'Subject Registration' (with a checkmark icon), 'Entry', and 'Report'. A red rectangular box highlights the 'Report' option. A red arrow points from the right towards the 'Report' option.</p>
---------	---

Step 02


Registration Report

Select Session
---Select Session---

Select Department
Your Department

Show Report

Step 03

 **Ranada Prasad Shaha University**
--an Institution of Kumudini Welfare Trust of Bengal (BD) Ltd.

Your information here

SL#	Sub Code	Sub Name	Credit
1			1
2		Your Subject code and subject name here	3
3			1
4			3
5			1
6			3
Total			12

Student Course Advisor Dept. Head

You find your registration report. So you will not be able to subject registration for second time.

Solution 02:

If you have not yet registered the subjects and don't show your subject list at screen, contact your department head.